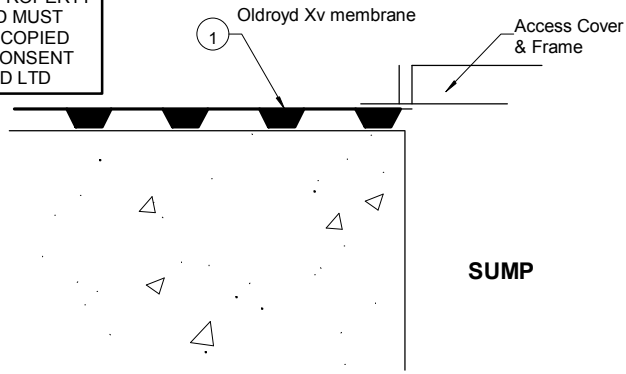
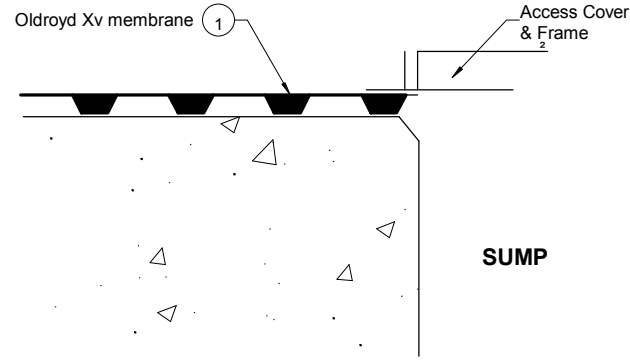


THIS DRAWING IS THE PROPERTY OF SAFEGUARD AND MUST NOT BE LOANED OR COPIED WITHOUT WRITTEN CONSENT © 2005 SAFEGUARD LTD



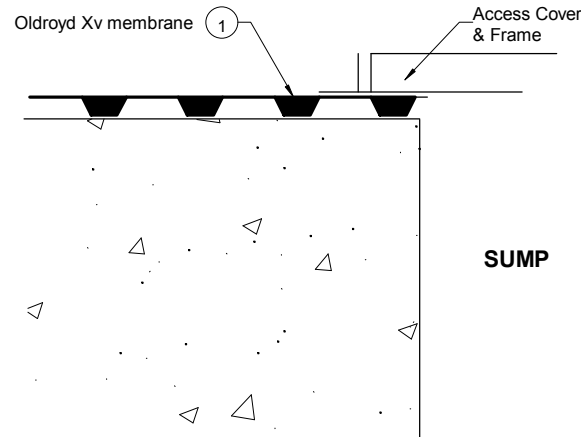
INCORRECT

'Cover Frame To Close To Edge of Sump'



INCORRECT

'Cover Frame To Close To Edge of Sump & Edge Of Sump Chamfered'



CORRECT

- 1 Oldroyd Xv membrane
- 2 Oldroyd Xs membrane
- 3 Oldroyd P
- 4 Oldroyd G
- 5 Oldroyd Brick Plug with compression seal
- 6 Oldroyd Plaster Membrane Plug with compression seal
- 7 Oldroyd double sided tape
- 8 Oldroyd Xv flat flange & tape channel
- 9 Oldroyd incoming service collar
- 10 Oldroyd Overseal Tape 75mm
- 11 Oldroyd Overseal Tape 200mm
- 12 Oldroyd Rope Seal
- 13 Oldroyd Aquadrain Perimeter Drainage
- 14 Metal frame system component
- 15 Vapourcheck Plasterboard 12.5mm
- 16 Skirting board
- 17 Disturbed floor made good
- 18 Whole floor coated with Safeguard ECS
- 19 Flooring grade 18mm T&G chipboard
- 20 Minimum 50mm floor screed
- 21 Insulation
- 22 Pea shingle
- 23 Timber batten
- 24 Existing floor damp proof membrane
- 25 Sump chamber
- 26 Sump cover
- 27 Sump pump
- 28 Pump discharge pipe
- 29 Water able to enter & drain away
- 30 Geotextile
- 31 Oldroyd Finishing Profile
- 32 Perforated Land Drain
- 33 P20 Membrane
- 34 Knauf Polyfoam Floorboard
- 35
- 36
- 37
- 38

NOTES:

System Drg. Nos:
 Pump-005.tcw (TurboCAD)
 Pump-005.dwg (Autocad)
 Pump-005.pdf (Acrobat)

CONTRACT No:

DRAWN JDF, CBS
 DATE 22nd February 2005
 SCALE (A3) N.T.S.

CHECKED
 APPROVED

CLIENT:-
 Safeguard Cavity Drainage Systems

TITLE:
 Submarine Sump System

Access Cover Installation

SAFEGUARD
 MAKING BUILDINGS DRY

T-T PUMPS

©Copyright T-T PUMPS Ltd. 2003

DRG. No.
 Pump-005

REV
 2

MOD. BY	DATE	CHK. BY	APP. BY	MOD. BY	DATE	CHK. BY	APP. BY	MOD. BY	DATE	CHK. BY	APP. BY