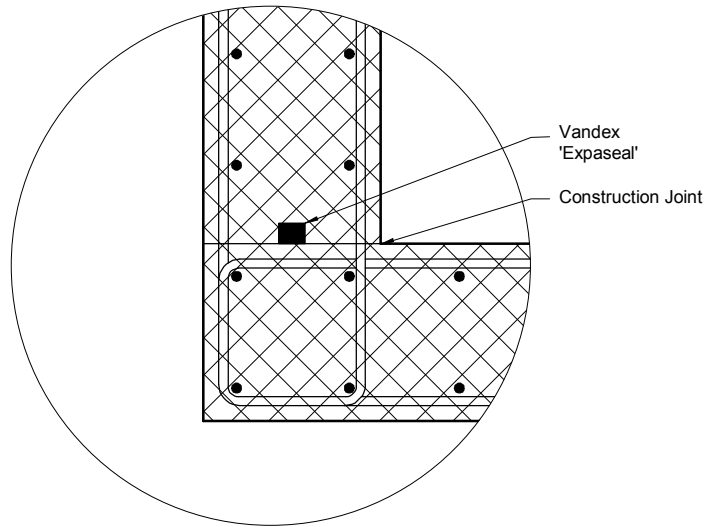
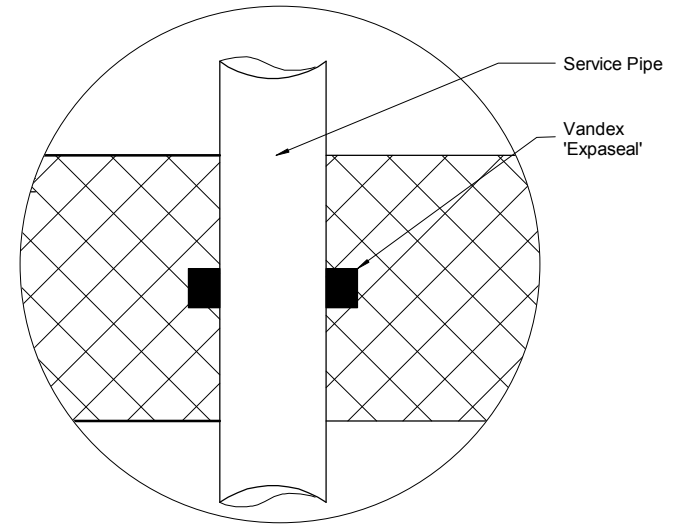


THIS DRAWING IS THE PROPERTY OF SAFEGUARD AND MUST NOT BE LOANED OR COPIED WITHOUT WRITTEN CONSENT  
© 2005 SAFEGUARD LTD

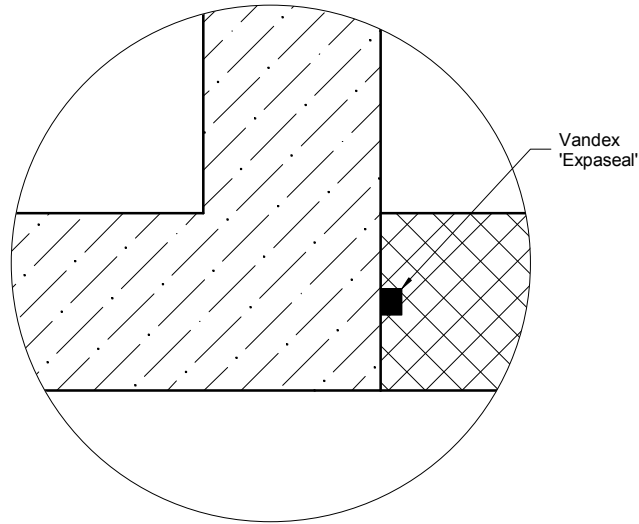
**Construction Joints**



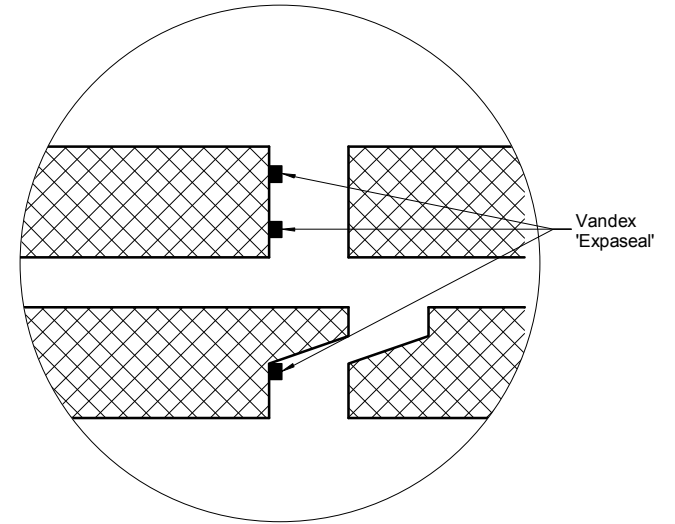
**Service Pipe Encased In Concrete Wall**




**Joints Between Adjoining Structures**



**Tunnel & Pipe Construction**



NOTES:												System Drg. Nos:		VAND-007(1).tcw (TurboCAD) VAND-007(1).dwg (Autocad) VAND-007(1).pdf (Acrobat)		CLIENT:- Safeguard Cavity Drainage Systems			
												CONTRACT No:							
DRAWN		JDF, CBS		TITLE: Vandex Waterproofing System		DRG. No. VAND-007		REV 1											
DATE		21st July 2005																	
SCALE (A3)		Not To Scale		'Expaseal' Jointing Details															
CHECKED																			
APPROVED																			

MOD. BY	DATE	CHK. BY	APP. BY	MOD. BY	DATE	CHK. BY	APP. BY	MOD. BY	DATE	CHK. BY	APP. BY